


Acabado: bicapa salido de molde
Finish: double layer mould

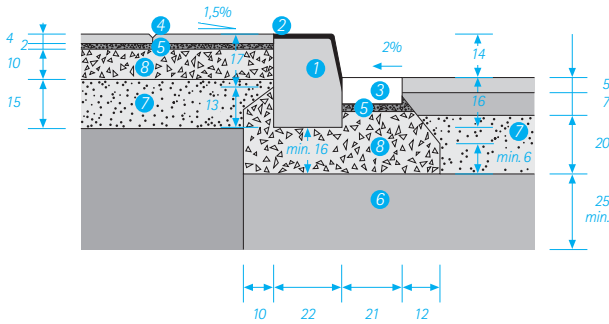
Colores: Cualquier color de la gama de pavimentos
Colours: Any colour from the paving range



kerbs

04 | bordillo recto straight kerb

Detalle colocación / Installation detail



Cotas en cm. / Levels in cm.

Mortero de cemento 5
Fixing mortar

Sub base granular 6
Granular sub-base layer

Base granular 7
Granular base layer

Hormigón 8
Concrete

BORDILLO RECTO 1
T5
T5
STRAIGHT KERB

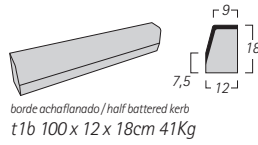
Doble capa 2
Double layer

RIGOLA 3
20 x 20 x 8cm.
CHANNEL SQUARE
20 x 20 x 8cm.

Pavement / Pavimento 4

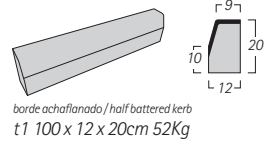
Bordillos diseñados para la delimitación de dos planos de distinta naturaleza, al menos uno de los cuales es de circulación de vehículos.
These are road kerbs are designed to distinguish two different types of planes, one of which is for vehicle traffic.

L x P (D) x H cm

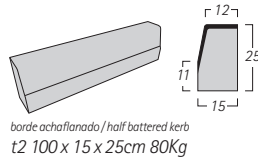


borde achaflanado / half battered kerb
t1b 100 x 12 x 18cm 41Kg

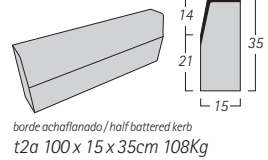
L x P (D) x H cm



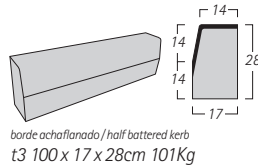
borde achaflanado / half battered kerb
t1 100 x 12 x 20cm 52Kg



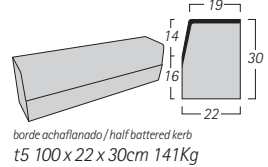
borde achaflanado / half battered kerb
t2 100 x 15 x 25cm 80Kg



borde achaflanado / half battered kerb
t2a 100 x 15 x 35cm 108Kg



borde achaflanado / half battered kerb
t3 100 x 17 x 28cm 101Kg



borde achaflanado / half battered kerb
t5 100 x 22 x 30cm 141Kg

Son bordillos de calzada diseñados para la delimitación

para la delimitación de dos planos de distinta naturaleza, uno de los cuales es al menos de circulación de vehículos.

Su función primordial es la de materializar los cambios de nivel, sobre todo entre la calzada y la banda de circulación peatonal, y delimitar a su vez áreas funcionalmente distintas.

These are road kerbs are designed to distinguish two different types of planes, one of which is for vehicle traffic. Their basic function is to mark level changes, in particular between the road and the area for pedestrian traffic, as well as to define areas which are functionally different.

Foto Inferior. Detalle de fabricación. Bordillo Recto.

Bottom Photo. Manufacturing detail. Straight Kerb.




TABLA BORDILLO RECTO / STRAIGHT KERB CHART

Producto Product	Medidas (cm) Sizes (cm)	Longitud (cm) Long (cm)	Peso (Kg) Weight (Kg)
t1b	12 x 18 x 9	100	41
t1	12 x 20 x 9	100	52
t2	15 x 25 x 12	100	80
t2a	15 x 35 x 12	100	108
t3	17 x 28 x 14	100	101
t5	22 x 30 x 19	100	141